

TECHNICAL DATA SHEET

ZINKOFLEX

Synthetic enamel paint for difficult supports



PRODUCT DESCRIPTION

Prime quality solvent borne enamel paint for the protection and finishing of difficult supports. The product features excellent adhesion with good resistance of the finish over time and does not require a primer for the surface preparation*

INTENDED USE

Destination:

Interiors
Exteriors

Specific for:

Galvanized metals
Iron, light alloys, aluminum,
copper, stainless steel, glass,
plastic and PVC

SURFACE PREPARATION

The correct surface preparation of the substrate will guarantee the best results in terms of product yield, appearance and resistance in time of the finish

- Clean and degrease the surface thoroughly to remove all possible traces of dust or dirt.
- * No primer required for surface preparation with exception to new or old IRON, in which case we recommend to clean and degrease the surface thoroughly, remove all possible traces of dust, dirt and any existing rust then apply one or two coats of **Antirust** or **Adimin**.

Additional information:

- The substrates must in every case be sound, dry and clean.
- Remove all possible traces of dust, dirt or other impurities before the application.
- The nature of the support can change the final appearance of product.

INSTRUCTIONS FOR USE










Tools used for application

- Brush
- Roller
- Spraying equipment

APPLICATION METHOD

- The product guarantees excellent performance even with a one-coat application. For highly difficult substrates or for additional safety, a second coat can be applied.
- It is recommended not to apply an excessive thickness of product on the support

TECHNICAL SPECIFICATIONS

	Indicative spread rate per coat (m ² /ℓ)	-	-	10 to 12
	Thinning (%)	-	White spirits	Brush / Roller: 2 Spray: 5
	Touch dry (at 25°C)	-	hours	4 to 6
	Totally dry	-	hours	24 Optimal adhesion is obtained after 15 days
	Recoat time	-	hours	12
	Density (kg/ℓ, ±0.02)	ISO 2811	at 20°C	White Gloss: 1.200 White Satin: 1.310
	Viscosity Brookfield (mPa·s)	ISO 2555	at 20°C	White Gloss: 1,000 to 1,200 White Satin: 2,300 to 2,500
	Gloss (60°)	-	-	Gloss: 80 to 90 Satin: 15 to 25
	Solid contents by weight (% , ±1)	-	-	72

* the data herein reported refer to measurements made at the end of the production process.

TOOL CLEANING

- Clean working tools immediately after use with white spirits, synthetic or nitro thinner.

WARNINGS AND ADDITIONAL INFORMATION

- Optimal adhesion is obtained after 15 days
- Do not apply with air and surface temperatures below 5°C and above 28°C.
- The drying times indicated may vary in relation to the relative humidity and the existing temperature.
- Carefully verify spread rates and the surface area to be coated to avoid running short of product during the working process. This will also reduce the risk of eventual differences in tones.
- The spread rates and yields of the product are given as guidance only and may vary notably according to the substrate condition and the application method used.
- Stir the product thoroughly before use.
- Remove masking tapes before total drying of the product.

The information reported herein is the result of our best experience and technical knowledge to date and is given in good faith and for guidance only. ADICOLOR cannot be held responsible for the actual use of the product since the application is influenced by many factors and is carried out beyond our control. The data and information herein may be subject to changes, even without notice, as a result of any technical development.
This technical data sheet cancels and replaces any existing previous version.

- It is recommended to always carry out a sample test on the specific surface before starting the final work.

HANDLING AND STORAGE

- Consult the relative **Safety Data Sheet** for the detailed user's health and safety information.
- Use the product in accordance with your current health and safety legislation regulations in force.
- Do not disperse the packaging in the environment
- Store the undiluted product, in original well sealed containers, in a cool and dry area, sheltered from frost and sources of heat.

COLORS

Colors available:

- | | | |
|-----------------------|-----------------------|-------------------------|
| ▪ Gloss Finish | ▪ Satin Finish | ▪ Special Colors |
| ZK20 | ZK51 | ZK40 |
| ZK21 | ZK52 | ZK41 |
| ZK22 | ZK53 | ZK42 |
| ZK23 | ZK54 | ZK43 |
| ZK24 | ZK55 | |
| ZK25 | ZK56 | ZK50 Aluminum |
| ZK26 | ZK57 | ZK51 Brass |
| ZK27 | ZK58 | ZK52 Copper |
| ZK28 | ZK59 | |
| ZK29 | | |
| ZK30 | | |
| ZK31 | | |

Product included in the Adicolor tinting system:

- **Gloss finish**
 - White (=White base)
 - Medium base
 - Neutral base

Reference color-guides	<ul style="list-style-type: none">▪ The specific product color-guide▪ RAL
-------------------------------	--

- If the product requires coloring, be sure to use product bases and colorants belonging to the same batch number for the same job to avoid slight variations in color from showing.
- When using multiple cans for the same job, we recommend to mix the relative products together before use. We also recommend to use products from the same batch numbers for the same application area.
- The colors presented in our catalogues are for guidance only, even when true product applications are shown. Colors may vary notably in relation to the application, the substrate, light reflectance and the environment.
- It is recommended to test and validate colors before carrying out the final job in order to avoid any disputes.